

## Winning


If you guess who is on your opponent's Mystery Card before he/she guesses who is on yours, you win!

## Storage

- Put the cards into the red tray's holder.
- Place the blue tray on top of the red tray and clip together.

We will be happy to hear your questions or comments about this game. Please write to: Hasbro Games, Consumer Affairs Dept., P.O. Box 200, Pawtucket, RI 02862. U.S.A. Tel: 888-836-7025 (toll free). European consumers please write to: Hasbro UK Ltd., Hasbro Consumer Affairs, P.O. BOX 43, Caswell Way, Newport, Wales, NP19 4YD, or telephone our Helpline on 00 800 2242 7276.

© 2010 Hasbro, Pawtucket, RI 02862 U.S.A. All Rights Reserved. TM and ® denote U.S. Trademarks. TM and ® denote U.S. Trademarks. 27469



[hasbrogames.com](http://hasbrogames.com)

# Guess Who?

AGE 6+ / For 2 Players

Adult Assembly Required

## Contents

2 Game Trays • 40 Face Cards • 1 Deck of Mystery Cards

## Object

Guess who is on your opponent's Mystery Card before your opponent guesses who is on yours.

## Assembly

Unclip the top of the 2 game trays to release them from each other (see Figure 1).

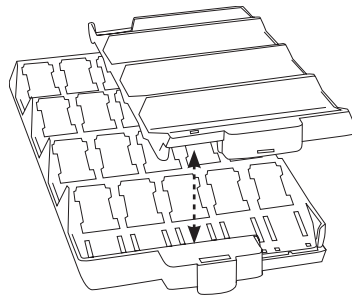


Figure 1

## Setup

1. Insert the red Face Cards into the red tray (see Figure 2). The blue cards have already been inserted. Make sure you can see each of the faces and names.
2. Each player chooses a tray and sits opposite each other.
3. Shuffle the deck of Mystery Cards. Then secretly draw a card and place it (facing you) into the slot in the front of your tray. Make sure your opponent cannot see which card you drew (see Figure 3). Your opponent now does the same.
4. Place the remaining Mystery Cards facedown off to the side, out of play.

*Before you play for the first time, look at some of the differences between the faces in your tray: noses, hats, glasses, hair, beards, moustaches and many other details are different on each face.*




Figure 2




Figure 3

## Playing the Game

1. Alternate turns asking one question. The youngest player goes first.
2. On your turn, ask a question that can be answered with a “yes” or “no.”  
For example: “Does your Mystery Person have blue eyes?”
  - If the answer is “yes,” then you know that all the people with brown eyes can be eliminated from your tray.
  - If the answer is “no,” then all of the people with blue eyes can be eliminated.
3. To eliminate a face, just push the Face Card all the way down so you can only see the name at the top.
4. Keep taking turns asking questions until someone thinks they can guess who is on the opponent’s Mystery Card.

## Guessing the Mystery Card

When you are ready to guess who is on the Mystery Card, make your guess on your turn instead of asking a question. *You cannot ask a question and guess on the same turn.*

- If you guess wrong, you lose the game!
- If you guess right, you win the game!

## Playing again

- Return the Mystery Cards to the deck and reshuffle. Each player draws a new card.
- Push down any remaining Face Cards.
- Turn your tray over.